

# The Bennett Story Garden Competition



WOLVERHAMPTON  
GRAMMAR SCHOOL

First name: .....


Age: .....

School: .....

Story setting: The garden

**Helpful vocabulary:** blooming, frozen, growth, habitat, hot, howling, insects, leafy, muddy, nest, nibble, pebble, plant, seed, showers, snow, soil, sunshine, tail, wing.

**Select a season and an animal:**



The name of your animal character is: .....

**Story situations:**

Sukie Squirrel loves playing in The Bennett Story Garden, particularly in the spring. Her favourite game is to bury the nuts she finds in a shallow hole so that she is never hungry. One day, however, she finds that some of her nuts are missing. Sukie must find out what has happened to them and get them back.

Bella Bee is struggling in The Bennett Story Garden. The hot summer temperatures and lack of rain are causing the plants to dry out, and this means less pollen and nectar for her and her family. Luckily for Bella, a kind friend sees Bella and helps her out.


Wei Worm is really happy. Autumn is his favourite time of year in The Bennett Story Garden. He loves wriggling about in the dark, cool, moist conditions, and he really loves eating many of the fallen leaves and debris. One autumn afternoon, after enjoying a big lunch, Wei falls asleep and is having a lovely dream until he is suddenly woken up.

Felix Fox sat under the tree in the Bennett Story Garden sheltering from the snow. The snow covered all of the plants in the garden and the birdbath was frozen solid. The stars in the night sky twinkled and everything was silent. Suddenly, breaking the silence, Felix could hear the flutter of wings coming from one of the fairy houses in the garden. Could it really be a fairy?



Story title: .....

**Introduce your main character by drawing them in the box below:**



**Write your story starter here:**

.....


.....

.....

.....

.....

**Draw the setting for your story in the box below:**



**Continue your story here:**

.....


.....

.....

.....

.....

**Introduce a second character and draw them in the box below:**



**Continue your story here:**

.....


.....

.....

.....

.....


**Your main character has a problem. Draw this in the box below:**



**Continue your story here:**

Four sets of horizontal lines for writing, each consisting of a solid top line, a dashed middle line, and a solid bottom line.


**Your main character solves their problem. Draw this in the box below:**



**Continue your story here:**

Four sets of horizontal lines for writing, each consisting of a solid top line, a dashed middle line, and a solid bottom line.

**Draw a picture to show how your story will end:**



**End your story here:**

Four sets of horizontal lines for writing, each consisting of a solid top line, a dashed middle line, and a solid bottom line.



**Create your cover**

Draw a front cover for your story using the space below. Make it as bold and bright as possible!

